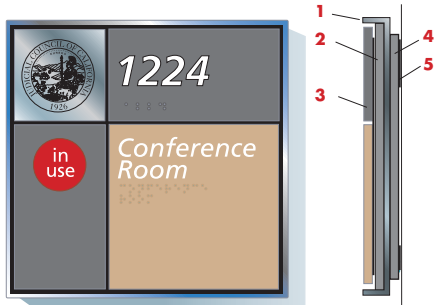




Interior Signing - ES 100 Series - RC 100, 100, 2000 Radius, Multiple, AM Modules & Windows

Exterior & Interior Signage · Digital Imaging · Column Covers · Illuminated & Non-illuminated Directories · Custom Fabricated Graphics



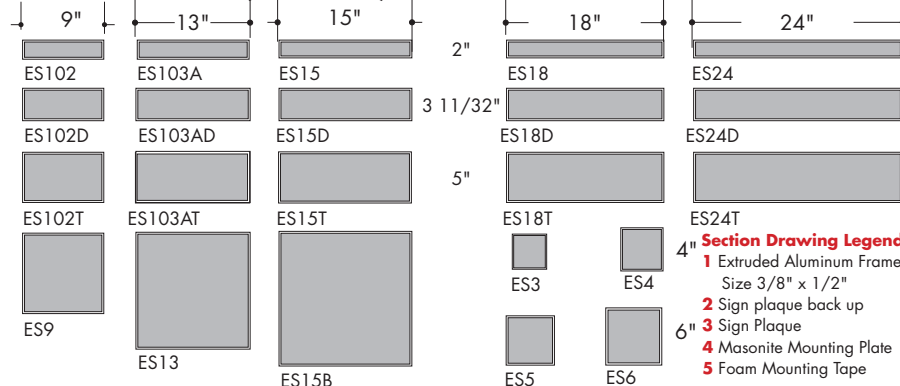
ES 100 - 5"x10" Framed satin aluminum with ADA compliant photopolymer plaque with raised copy and braille

Section

The ES 100 Series (Square Corner)

The **ES 100 Series** displays a square cornered insert plaque contained within an aluminum frame in 34 standard sizes in either square or rectangular formats. Inserts may be ordered without a frame if desired and all ordering information is shown below. All plaques are ADA compliant and may be used with all graphic applications with or without frames. This product will retain its visual integrity and function for virtually any application and maintain flexibility and vandal resistance. Many choices of materials and finishes are available to ensure compatibility within any architectural environment. Fabrication drawings indicating all details and copy requirements are provided for approval prior to fabrication. All units are available in ADA compliant raised graphics and braille. Note: Each module is shipped complete per copy requirements.

ES Series Frames (Insert Sizes)



Aluminum Frame Finishes

Anodized clear satin natural with painted finishes in custom colors and metallic finishes, powder coating as well as medium bronze and black anodized finishes.

Plaque Changing

All plaques are held firmly in place within the outer frame either by foam tape mount for semi-permanent applications or by magnetic rubber for dynamic applications with a backing spacer to insure correct position. The changing process is started by removing the plaque from the outer frame by placing a tool between the plaque and the backer. The plaques can then be removed and replaced or moved. The outer frame is permanently installed and is never removed from the mounting surface after it is installed.

Mounting Information

Units are installed on most surfaces with 3M foam mounting tape as standard but can be mechanically surface mounted with concealed mounting hardware. Mounting hardware is not supplied due to the unknown surface conditions.

Plaque Materials

See list of available materials on the chart on right in addition to the standard .125" thick opaque acrylic or satin matte finish aluminum- either can be coated in custom colors. Size of inserts and copy color: as required Colors: 24 standard Vomar or custom colors. Letter styles: Vomar Products has 300 faces available

Graphic Image Processes

Please refer to chart at right for additional information on image processes, plaque materials, and ADA compliant plaques. The standard Vomar colors available are shown on the printed insert of this brochure. Framed units are intended for interior use, but can be adapted for exterior applications; add "exterior" after the order code

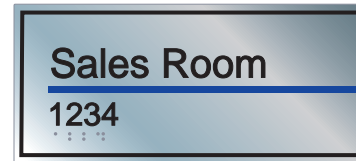
Unframed Plaques

If an unframed insert or replacement plaque is required, specify "insert" after the order code shown below.

Specifications

The plaques shall be Vomar Products **ES 100 Series** with extruded aluminum frame, tamper proof features, all per drawings and specified sizes and finishes.

Specify interior or exterior condition.



ES 100 - 3"x 8" Framed satin aluminum with ADA compliant photopolymer plaque with raised copy and braille



Rectangular Format		Square Format	
Order Code	Insert Size	Order Code	Insert Size
ES102A	1 5/8 x 9	ES3	3 11/32
ES102D	3 11/32 x 9	ES4	4 x 4
ES102T	5 1/16 x 9	ES5	5 x 5
ES103A	1 5/8 x 13	ES6	6 x 6
ES103AD	3 11/32 x 13	ES9	9 x 9
ES103AT	5 1/16 x 13	ES13	13 x 13
ES15A	1 5/8" x 15	ES15B	15 x 15
ES15D	3 11/32 x 15		
ES15T	5 1/16 x 15		
ES18A	1 5/8" x 18		
ES18D	3 11/31 x 18		
ES18T	5 1/16 x 18		

Section Drawing Legend

- 1 Extruded Aluminum Frame Size 3/8" x 1/2"
- 2 Sign plaque back up
- 3 Sign Plaque
- 4 Masonite Mounting Plate
- 5 Foam Mounting Tape

CODE

IMAGE PROCESSES

- SS** = Silk Screened
- PPIN** = Photo Polymer (Interior) - ADA
- PPEX** = Photo Polymer (Exterior) - ADA
- ETCH**=Etched Aluminum or Bronze
- VDC** = Vinyl Cut Graphics
- DIG** = Digitally Printed & Laminated
- DM** = Dimensional Fabricated Applied

BACKGROUND MATERIALS

- ALB** = Aluminum Brushed
- ALP** = Aluminum Painted
- BR** = Bronze
- ACY** = Acrylic
- FGE** = Embedded Fiberglass Image
- SSTL**= Brushed Stainless Steel
- SP**= Special Configuration
- PERF**= Perforated Metal

SURROUND FINISHES

- ALB** = Aluminum Brushed
- ALPM** = Aluminum Painted Metallic
- ALP** = Aluminum Painted Color
- ALPC** = Aluminum Powder Coated
- BRP** = Painted Metallic Bronze

Additional Interior Plaques Series

- ES Series (This Page)
- RC 100 Series
- 100 Series
- Radius Series
- AM Modules
- Multiple Plaque Modules
- Window Plaques