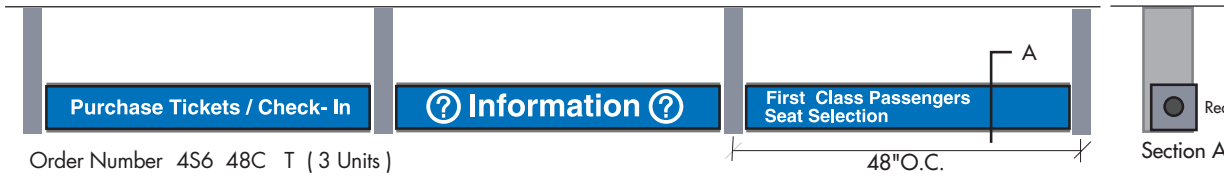
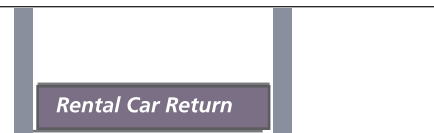


Ceiling Mounted in Tandem



Order Number 4S6 48C T (3 Units)

Ceiling Mounted - Single Unit



Order Number 4S6 30C S (1 Unit)

Ceiling Mounted - Double Flag Unit



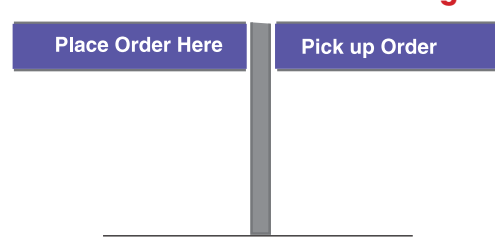
Order Number 4 S6 30C DF (1 Unit)

Wall Mounted - Single Unit



Order Number 4S6 24W S (1 Unit)

Base Mounted - Double or Single Flag



Order Number 4S6 24B DF (1 Unit)

Configurations

4S6 24" 30" 36" 48"

This series features a square shape designed to display four 6" high message inserts.

4S3 24" 30" 36" 48"

A square shape with 4 display inserts that are 3" high.

3S6 24" 30" 36" 48"

A triangular shape with 3 display inserts that are 6" high.

All RDS units are supplied with insert messages which are ordered and the remaining sides are filled with blank inserts. All blank inserts required are included in the unit price and all message inserts with copy are charged at an additional cost. Custom messages and logos are available for inclusion into the message area with additional colors as required. Camera ready art work of logos or special graphics

must be supplied or we can quote on preparation of the art.

To order message inserts see next page for standard designations. Indicate quantity required for each message being aware that each unit ordered has 3 or 4 inserts. Make a copy of message schedule and indicate the desired quantities and submit with your order.

Technical Data

The RDS rotational display system features up to 4 different message inserts in the unit which can be easily rotated for change.

Panel Configurations & Sizes

Square Shape - 3" or 6" - Triangle 6"

Panel Lengths

Panel lengths are shown center to center from support posts and are available in sizes as shown 24", 30", 36", 48", and custom sizes.

Frame & Support Posts/Color

All RDS units are POWDER COATED

for increased durability in the following matched colors - Aluminum, Medium Duranodic Bronze - Black - White - Custom Powder Coated colors are available on special order.

Insert Colors

Medium Bronze color match, Black as standard and custom colors which are available.

Graphic Image Process

All graphic images are front surface silk screen printed and vinyl letters and Logos can also be applied.

Panel Letter styles

Helvetica Bold and Regular are the standard type weights however custom type styles are available.

Letter Style Colors

White and black are standard colors but custom colors can be specified.

Panel Legends

Standard messages for inserts appear on page 4 of this brochure. Custom messages not found on the standard list may be ordered at additional cost and inserted into unit.

Mounting Conditions

Ceiling Mount

Single or tandem units can be suspended over a service counter and each unit is supported by two aluminum extrusions mounted to the ceiling. All units are flush mounted with no exposed mounting plates or fasteners. Support posts for 6" square or triangle units are 2" x 6" and the posts for the 3" sq. unit is 2" x 3". Support post heights are as required.

Base Mount

Single or double flag mounted directly on a counter top and can be either single or double flag mounted with a center support post. The standard RDS height for a counter mount is 41" from the counter to the sign. Support posts for this type of unit are aluminum tubes 3" x 6".